

Your services

– Your Council Tax 2009/10



Kent & Medway
Fire & Rescue Authority





Ashford Borough Council Tax 2009 - 10

	Page
Ashford Borough Council	3
Kent County Council	9
Kent & Medway Fire & Rescue Authority	16
Kent Police Authority	21
Ashford Borough Council budgets and further information	25

How much is my council tax

This year a Band D household in Ashford will pay £1,388.01 on average to their local authorities - that's just £25.88 per week.

Council tax bands for 2009/10 (excluding parish precept see page 27)

Band	Price	Band	Price	Band	Price	Band	Price
A	£908.17	C	£1,210.89	E	£1,664.97	G	£2,270.42
B	£1,059.53	D	£1,362.25	F	£1,967.69	H	£2,724.50



Ashford Borough Council Tax 2009 - 10

Working for you

We have faced a particular challenge in the past nine months as the economic climate has made our task that much more difficult; however, we remain committed to delivering effective services that represent good value for money and maintain our position of charging one of the lowest levels of council tax in Kent.

Income from council tax makes up under 8% of our total revenue spending and our budget for 2009/10 is £79 million with £6 million coming from council taxpayers.

This is a rise of 4.7% against the previous year which equates to just 50p per month or £6 per year for a Band D property.

We remain optimistic about the future and we'll continue to work on your behalf to keep the standard of our services as high as possible.

Cllr Paul Clokie
Leader of the Council






Ashford Borough Council Tax 2009 - 10

Where your money goes

This table illustrates how your money is allocated:

Authority	Total Charge £'000	Band D Council Tax £	% Increase from 2008/09 %
Ashford Borough Council	6,047	135.27	4.70
Kent County Council	45,882	1,026.27	2.44
Kent Police	6,020	134.65	4.99
Kent Fire & Rescue	2,953	66.06	3.53
Parishes	721	25.76	5.81
TOTALS	61,623	1,388.01	3.14

**For every £1 paid in council tax 10p goes to
Ashford Borough Council**





Ashford Borough Council Tax 2009 - 10

How your money is spent

Ashford Borough Council receives about 10% of your council tax and this helps to deliver a whole range of public services.

- Community Safety Officers on the streets
- Affordable housing
- Play areas and skate parks
- Waste collection
- Preserving trees, green spaces and parks
- Keeping our streets clean
- Promoting and supporting the local economy
- Managing car parks
- Art and leisure facilities, festivals and events
- Waste water treatment
- Planning applications
- Food hygiene inspectors
- Advice on building regulations
- Housing advice and support
- Grants and funding for community projects
- Concessionary bus passes
- Animal welfare



All this for just £2.60 per week (based on a Band D property)





Ashford Borough Council Tax 2009 - 10

In the past year we have:

- Been shortlisted for national awards for work on the Singleton Environment Centre and the regeneration of the Stanhope estate
- Worked with communities in many villages in a series of workshops to establish local views about how best they can be planned in future
- Held events in schools and colleges for Democracy Month to get young people involved in local issues
- Worked with our partners to increase the water supply, provide better quality waste water treatment and improve roads
- Continued to develop the cultural and leisure facilities in the borough with new facilities like the Godinton Play Park and Pitchside
- Launched Active Ashford, promoting healthier lifestyles for the whole borough. Go to www.activeashford.co.uk for more information
- Successfully bid for funding to provide enhanced housing advice as part of the Trailblazer project for which Ashford has become a leader in the south east
- Organised the ninth Create Festival in Victoria Park, attracting more than 5,000 visitors
- Worked with partners to open the Tenterden Gateway, providing council advice alongside tourist information, the library and Post Office
- Seen the completion of the revolutionary Shared Space scheme, picking up national awards for innovation and design





Ashford Borough Council Tax 2009 - 10

Making Ashford better for everyone

Did you know...

- Ashford is the fastest growing town between London and the Continent
- In 2009, the high speed rail link will reduce train times to and from London to just 37 minutes
- Ashford is a designated growth area with plans to create 31,000 new homes and 28,000 jobs by 2031
- 3,549 new homes have been built in Ashford in the last five years, with 600 being affordable homes
- We collect around 400kg of waste per head each year
- We normally handle around 1,700 planning applications and 3,500 land searches for property buyers every year



Last year, we...

- Recycled 3,412 tonnes of rubbish through our Blue Box scheme
- Inspected over 900 food premises, taking 286 food samples to laboratories for analysis
- Issued over £93,000 in grants for community projects, supporting over 850 voluntary and community organisations
- Spent £386,000 on Disabled Facilities Grants
- Handled over half a million phone calls and exceeded our target of answering 88% of enquiries at the first point of contact
- Welcomed 72,134 people to our Customer Contact Centre



Ashford Borough Council Tax 2009 - 10

Our plans

At Ashford Borough Council we work hard to live up to our promise to protect and improve the quality of life of every resident of the borough, now and in the future.

Improved environment

- We're on our way to meeting targets for recycling and composting as well as reducing the carbon footprint for housing, transport and planning
- Creating more affordable homes and rural housing schemes for local people

Better communities

- Working with community safety partners to help them in their aim of tackling anti-social behaviour
- Helping to make streets safer with more Community Safety Officers on the beat

Healthier residents

- Promote healthier living through Active Ashford
- With our Social Inclusion Strategy we're aiming to provide access for all

Stronger partnership working

- More community engagement and consultation
- Better access to services with more facilities online, by phone and at our Gateway outlets

A prosperous future

- Attracting good jobs and businesses, creating 28,000 new jobs by 2031
- Making the most of our unique location, with high-speed rail services taking passengers to and from London in just 37 minutes

Budget and council tax 2009-10

Last year in KCC's three-year financial plan we prepared for a much tougher financial climate, although the speed and likely severity of the economic slowdown is far harsher than we and others anticipated.

We recognise that, this year, Kent businesses, charitable and voluntary organisations, public sector partners, residents and tax payers are under much more financial strain. In December 2008, we launched 'Backing Kent Business'; a ten-point plan to support Kent business, as far as possible, through this recession. In setting our council tax level for 2009-10, we believe we are balancing the often competing needs of the people of Kent.

The growth in demand for KCC services will continue as personal finances come under strain. The cost of services is under pressure; our income is under pressure; and our ability to finance our capital programme is affected because assets that we planned to sell are now worth much less, or are not realisable in the short term.

Despite these significant difficulties it is vitally important that KCC provides the quality services people need. It is also important to continue to spend our resources locally; commissioning services and creating jobs widely but wisely in Kent, to keep our economy working and to prepare for better times.

We are continuing to modernise and improve public access to our services. We are also investing in information technology to further reduce costs.



It is also essential that we keep council tax levels as low as possible to offer some financial relief to hard pressed taxpayers and residents.

KCC will do this, in part, by making savings and raising additional income totalling £42.9 million across the council's services.

For more information about KCC's financial publications visit:
www.kent.gov.uk/financialpublications

If you are on a low income with less than £16,000 in savings (this limit does not apply if you receive Pension Guarantee Credit) you may be able to get some help with your Council Tax. To find out whether you would qualify contact the Kent Benefits Partnership on 0845 345 0310 or your district council.

If you are a small business with premises with a rateable value of less than £15,000, you may be entitled to some relief from your business rates. Contact your district council for details.

Our performance

KCC currently holds four stars, the highest possible rating under the Audit Commission's Comprehensive Performance Assessment of councils, as well as the highest level (four) for the organisation's 'Use of Resources' and delivery of value-for-money services.

For more information on performance visit:
www.kent.gov.uk/cpa email: performance@kent.gov.uk
write to Kent County Council, Room 1.63 Sessions House,
Maidstone, Kent ME14 1XQ.

Where your money goes

The council tax you pay to KCC partly funds quality services that make a positive difference to people’s lives, for example.

- 570 schools and other services supporting 250,000 children, and young people, and their families.
- 101 libraries lent nearly 6.6 million books last year, while 3,419 people improved their numeracy and literacy with Skills Plus, and our apprenticeship and vocational training schemes helped young people find rewarding work.
- 13,000 young people travel by bus with The Kent Freedom Pass, with more from June 2009, helping to reduce traffic and pollution.
- 30,000 people are able to live in their own homes with the personalised care we provide. We support 6,500 people in permanent residential care.
- We maintain 22 country parks and picnic sites, 5,000 miles of roads and 4,200 miles of paths and public rights of way. We promote road safety and health and our 101 community wardens are working with our partners to keep Kent safe.

KCC Services 2009-10	Total spending £m	Net spending* £m	Net spending per day £'000
Children, Families and Education	1,430.6	284.2	778
Adult Social Services	474.1	350.8	960
Environment, Highways and Waste	199.2	185.3	508
Regeneration and economy	11.3	8.7	24
Communities	118.2	67.4	185
Corporate activities	64.2	-10.0	-27
Area-based grant	n/a	- 64.7	- 177
Budget 2009-10	2,297.6	821.7	2,251

* Net spending is funded from business rates/general government grant and council tax

Our goals

KCC's long-term plan (Vision for Kent) and four-year plan (Towards 2010) set out how we will achieve the following:

- Increased prosperity for Kent through business growth and job creation;
- Transformation in education;
- Reduced congestion;
- Improved health and quality of life;
- Quality homes in a well-managed environment;
- A safer Kent;
- Continued improvements in services while keeping council tax down.

Pressures on service budgets in 2009-10

- Children's Services - there will be demographic, legislative and inflationary pressures on Early Years, Social Services, implementing Care Matters, fostering and adoption services, totalling £6.9m.
- Providing more low-cost public transport for 11-16 year olds by extending the piloted Freedom Pass scheme countywide will cost £3.8m;
- Social Care - coping with increasing numbers of the very elderly and people with a disability, while maintaining the existing assessment criteria and providing preventative support to more people, will add £8.7m and inflation a further £7.2m;
- Waste disposal - the increasing costs of disposal plus landfill tax amounts to £4.7m;
- Highways - £3.7m will help maintain and improve the condition of Kent's roads and pavements;
- Finance - funding our capital programme will cost an additional £7.7m including further highway maintenance.

Kent County Council

The council tax you pay for KCC services has increased by 2.44%
- or an extra 47p a week for a Band D household.

Please note: your total bill will be more than the figure shown in the chart below, as it also includes council tax charged by other authorities.

Kent County Council council tax charge		
Tax Band	2008-09 £	2009-10 £
A	667.86	684.18
B	779.17	798.21
C	890.48	912.24
D	1,001.79	1,026.27
E	1,224.41	1,254.33
F	1,447.03	1,482.39
G	1,669.65	1,710.45
H	2,003.58	2,052.54

The average property in Kent is in Band C

You might like to know that:

- the savings and additional income planned this year total £42.9 million. This is equivalent to £80 a year for a Band D property;
- it is too early to know if there will be any loss arising from depositing some of our cash funds in Icelandic banks. No cost is included in this year's council tax, in line with Government advice.

Our spending and funding

	2008-09 Budget £m	2009-10 Budget £m
Budget 2008-09	795.9	795.9
Changes in service responsibilities and specific grant funding		5.5
Revised budget		801.4
Pay award and price inflation		22.1
Government/legislation pressures		10.4
Demand-led pressures and delivering <i>Towards 2010 targets</i>		17.6
Schools budget increase		2.3
Service strategies and improvements		22.2
Dedicated schools grant increase		-7.7
Sub-total of pressures		66.9
Savings		-38.7
Income generation		-4.2
Increase in the area-based grant		-3.7
Budget total	795.9	821.7
Business rates/general grant	-259.3	-267.2
Collection fund surplus(-) / deficit	0.2	-0.2
Council tax	536.8	554.3
Tax base (Band D equivalent properties)	535,858	540,115
KCC Band D council tax charge	£1,001.79	£1,026.27 + 2.44%

Total expenditure

Budget	2008-09	2009-10
	£m	£m
Total expenditure *	2,232.7	2,297.6
Grants for specific services and other income	-1,436.8	-1,475.9
Budget	795.9	821.7

* Includes estimated levies from Environment Agency for flood defence (£359,000) and from joint sea fisheries (£264,000).

If you have a question about paying your council tax bill or claiming council tax benefit, please contact your local council using the details in their part of this leaflet.

Questions about KCC's budget:

phone: 08458 247 247 (24 hours a day, seven days a week);

email: council.tax@kent.gov.uk; or

write to: Kent County Council, Room 3.08 Sessions House, Maidstone, Kent ME14 1XQ.

Information about KCC's council tax is available in alternative formats and can be explained in a range of languages. Please call the KCC contact centre on 08458 247 247.



Helping keep Kent

Round the clock, 365 days a year, Kent and Medway Fire and Rescue Authority helps protect 1.6 million residents in 700,000 homes across the county.

Last year we:

- Dealt with over 37,000 emergency 999 calls – answering over 99% of them within 20 seconds
- Responded to nearly 20,000 fires and other incidents
- Reached over 90% of fires in less than ten minutes
- Dealt with around 1,200 road traffic collisions
- Carried out 12,000 free home safety visits, fitting over 18,000 smoke alarms
- Educated over 96,000 children and young people on fire and road safety

All those services will be provided to you this year for just £1.27 a week (Band D property).

Value for money

Kent and Medway Fire and Rescue Authority is the top rated fire and rescue authority in the country.

We work hard to deliver our services in the most efficient way possible.

Kent and Medway is one of only three Fire and Rescue Authorities classed as *Excellent* by the Audit Commission. The Commission has also for the second year running rated the Authority as *Improving Strongly*, and it gave us the top rating for our use of resources including value for money.



and Medway safe

Planning for the future

We have been very successful in reducing the number of fires in homes and businesses. But to keep you safe, we must plan for the future demands of our changing community.

The number of older people in the county is set to increase, an extra 65,000 homes are planned by 2016, and more storms and flooding are forecast.

This is why we are investing in staff training and new equipment.

Compressed air foam will put out fires quicker and reduce the amount of water used. High volume pumps and search and rescue equipment help us deal with major emergencies, and save lives. New water safety equipment and

training is also being introduced to deal with floods and other water rescues.

For more information look at our Service Performance Plan or our Medium Term Financial Plan for 2009-12, available on our website www.kent.fire-uk.org or write to us at the address below.

If you have any comments or questions about the information provided by Kent and Medway Fire and Rescue Authority please write to:

Chief Executive and Chief Fire Officer, Kent and Medway Fire and Rescue Authority Headquarters, Straw Mill Hill, Tovil, Maidstone, Kent, ME15 6XB



Where your money goes

2008/09		2009/10
£'000	Revenue budget	£'000
56,289	Employees	58,344
1,473	Firefighters' pensions	1,339
4,038	Premises	4,137
3,135	Vehicles and travel	3,244
4,882	Equipment and supplies	5,104
1,591	Fees and services	2,119
823	Other costs	829
2,400	Contributions to capital	2,048
1,105	Debt financing costs	1,194
75,736	Gross revenue expenditure	78,358
-5,460	Service Income	-5,386
-2,041	Transfers to/from reserves	-2,557
68,235	Net budget requirement	70,415
	Financed by:	
28,608	Gov. grant/business rates	29,033
-16	Collection fund surplus (deficit)	15
39,643	Council tax	41,367
68,235		70,415

Why spending has changed

	£'000
Revenue budget 2008/09	68,235
Pay, prices and commitments	2,072
Service developments & pressures	1,733
Savings	-2,069
Movements in grant and reserve funded expenditure	444
Revenue budget 2009/10	70,415



Your Council Tax 2009/10

Our budget for 2009/10

Each year, additional funding is required in the Authority's budget to meet the cost of inflation increases and the cost of nationally set pay awards. In overall terms, the net budget for 2009/10 is just over 3% more than in 2008/09.

of this to invest in improved staff training, new operational equipment and improvements to premises.

The Authority also has a capital budget for investment in projects with long term benefits.

The Authority needs to invest in service improvements. To do this without making significant increases to Council Tax, the Authority must identify efficiencies and other savings that can be made without increasing the risk to public safety.

The Authority plans to make savings of £2m in 2009/10 (equivalent to 3% of the budget for the previous year) and plans to use over £1.7m

	2009/10
	£'000
Capital budget	
Premises projects	1,708
Investment in IS/IT	448
Vehicles & equipment	2,598
Regional control centre project	187
Community safety schemes	642
Total capital expenditure	5,583
Funded by:	
Borrowing	1,750
Revenue contributions	2,048
Capital grants	1,684
Capital receipts	101
Total capital funding	5,583

Our share of your Council Tax

Your Council Tax bill is made up of charges from Kent and Medway Fire and Rescue Authority as well as other local authorities in your area. These are the amounts that relate to the Kent and Medway Fire and Rescue Authority for 2009/10.

Our share of the Council Tax for a Band D property is £66.06, which is just 3.5% more than the equivalent charge of £63.81 for 2008/09.

Band	Council Tax
A	£44.04
B	£51.38
C	£58.72
D	£66.06
E	£80.74
F	£95.42
G	£110.10
H	£132.12


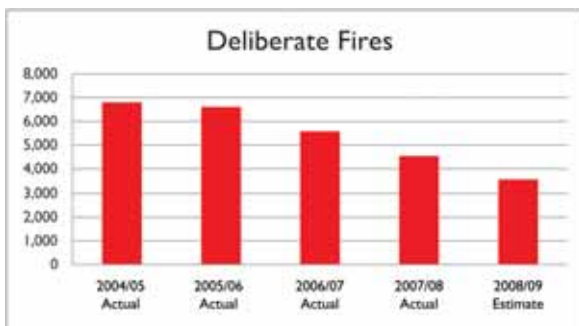


What is improving

We work with partners like the police to achieve targets such as reducing the number of people killed or seriously injured on our roads and reducing CO₂ emissions.

Achievements have included:

- **Deliberate fires down** by over 47% over the last five years
- **Reducing false alarms** - malicious false alarms down by over 33% over the last five years, helping improve our response to real incidents
- **Reducing road accidents** - the number of accidents we attend has gone down by nearly 7% over the last five years



Key Indicators	2006/07 Actual	2007/08 Actual	2008/09* Estimate
Total fires (per 10,000 people)	53.7	45.5	38.2
Accidental fires in the home (per 10,000 people)	11.1	12.1	10.8
Deliberate fires (per 10,000 people)	34.3	28.1	21.9
Road accidents attended (per 10,000 people)	7.9	7.5	7.4

* Based on data at December 2008



Kent Police Authority

Kent Police Authority is an independent body that oversees your policing. We have set the policing budget for 2009/10 at £277million. This means for the typical Band D household your police council tax will increase by £6.40 a year (4.99%).

“Last year the Authority invested in neighbourhood task teams to further reduce crime and anti-social behaviour.

We have listened to the Chief Constable as to the resources he needs to keep Kent and Medway an even safer place to live and work. Our recent consultation has shown that you would like more task teams and anti-social behaviour remains a top priority.

The only way we can afford to increase the number of task teams from one per policing area to one per district is to make a small rise to the police council tax. This was not an easy decision for the Authority. We are aware of how bleak the economic outlook is and Police Authority members have considered a number of options.



By increasing the council tax by 12p per week for a typical Band D household we can create even safer neighbourhoods and improve the quality of life for all of us. Even with this increase, the Force will have to make £1.5m of savings each year. It's always incredibly hard making the decision to increase taxes but we have consulted widely and we all feel that a small rise is justifiable. Task teams: they're what we want, we know they work and now we will have an extra 48 officers making a difference to our neighbourhoods.”

Ann Barnes

Ann Barnes, Chair of the Kent Police Authority



What your money will buy

Eight new task teams will be introduced later on in the year – more than doubling the number already in place. The teams, made up of one sergeant and five police constables, will be placed in hotspot areas to tackle ongoing quality of life crimes.



The decision to invest in more neighbourhood task teams follows research that showed existing task teams had reduced vehicle crime, criminal damage and anti-social behaviour.

Local people can also have their say as to where they think the task teams should be placed by going along to a Partners and Community Together (PACT) meeting.

You set the priorities, we take the action

Is there a problem where you live? Nuisance vehicles, graffiti, litter? Then tell the police and other agencies about it at a Partners and Community Together meeting and make sure action is taken against your priorities. Your neighbourhood officers will be available to provide information, give you support and listen to your views.

Find out where your local PACT meeting is or who your neighbourhood officer is by visiting the Kent Police website www.kent.police.uk - either enter your postcode on the search facility or follow the links on the maps.





Police Finances

How we are funded	£'000	£/resident
Budget requirement funded by:		
Government police grant	112,780	69.00
Government revenue support grant	14,882	9.10
Business rates grant surplus	64,479	39.45
08/09 council tax collection surplus	30	0.02
Balance to be met by council taxpayers	84,319	51.58
Total	276,490	169.15

Why spending has changed	£'000
Revenue budget for 2008/09	266,900
Pay and price changes	9,661
Service developments and unavoidable cost increases	9,000
Savings	-9,071
Total budget requirement for 2009/10	276,490

Budget breakdown	2009/10 £'000	2008/09 £'000
Police pay	163,309	160,582
Police pensions	33,859	32,682
Support staff	86,045	83,123
Other expenditure	50,832	48,346
Gross revenue budget	334,045	324,733
Income from other sources	-57,555	-57,833
Total	276,490	266,900



How much will I have to pay?	
Band A	£89.77
Band B	£104.73
Band C	£119.69
Band D	£134.65
Band E	£164.57
Band F	£194.49
Band G	£224.42
Band H	£269.30

The Police Authority pages in this booklet are available in other formats and a range of languages.

You can contact Kent Police Authority by emailing:
kpaenquiries@kent.pnn.police.uk
Telephone: **01622 677055**

Alternatively write to:
Kent Police Authority
Gail House
Lower Stone Street
Maidstone
Kent ME15 6NB
www.kentpa.kent.police.uk

Useful numbers

In an emergency dial: **999**

For all non-emergencies: **01622 690690**

Kent Crimestoppers: **0800 555 111**

National domestic violence: **0808 2000 247**

Kent Homophobic incident reporting line: **0800 328 9162**

Kent Racial incident reporting line: **0800 138 1624**

Report a non-urgent crime online:

<https://reportacrime.kent.police.uk/>

Deaf and speech impaired: report a crime by texting police to **60066**



Ashford Borough Council Tax 2009 - 10

Our budget

(includes the Housing Revenue Account)

In 2009/10 we have set our expenditure at £79m

2008/09	Service	2009/10
£000's		£000's
3,041	Cultural	3,363
6,862	Environmental	7,292
4,379	Planning	3,690
2,349	Highways and Transportation	2,645
46,632	Housing	48,740
12,388	Central Services to the Public	13,261
75,651	GROSS EXPENDITURE	78,991
-61,742	Less Grant & Other Income	-64,459
13,909	NET EXPENDITURE	14,532
680	Parish Council Precepts	721
-229	Contribution from Reserves	-377
14,360	BUDGET REQUIREMENT	14,876
	Financed by:	
-977	Revenue Support Grant	-1,527
-7,019	Redistributed Non-Domestic Rates	-6,615
73	Collection Fund Surplus	35
-680	Parish Precepts	-721
5,757	COUNCIL TAX	6,048



Ashford Borough Council Tax 2009 - 10

Comparison with last year

(excludes the Housing Revenue Account)

Last year's spending funded		£000's
from Council Tax		5,757
Variations due to:		
(i) Inflation		730
(ii) Service pressures		
Service demand growth	808	
Reduction in Land Charges and planning fee income	502	
Increase in trust subsidy	279	
	Total	1,589
(iii) Budget reductions		
Efficiency Savings	-1581	
Reduction in cost of Concessionary Fares	-200	
Reduction in Interest Payments on borrowing	-120	
Income Generation	-381	
	Total	-2,282
(iv) Changes in specific grant		-220
(v) Reduction in interest earnings		488
(vi) Transfers from reserves		-14
This year's spending funded from Council Tax		6,048



Ashford Borough Council Tax 2009 - 10

Parish Precepts

2008/09 Precept £	Parish	2009/2010 Precept £	Band D Tax £
14,500.00	Aldington & Bonnington	16,000.00	29.41
8,500.00	Appledore	8,500.00	23.37
12,344.00	Bethersden	16,250.00	23.11
44,000.00	Biddenden	44,000.00	37.89
1,750.00	Bilsington	1,750.00	12.24
16,374.00	Boughton Aluph & Eastwell	15,000.00	13.49
7,500.00	Brabourne	9,250.00	15.00
5,000.00	Brook	5,000.00	32.79
11,000.00	Challock	12,000.00	28.45
34,200.00	Charing	39,470.00	30.80
14,713.00	Chilham	15,373.00	20.15
400.00	Crundale (PM)	200.00	2.19
12,473.00	Egerton	12,452.00	23.87
3,959.00	Godmersham	3,959.00	23.14
30,842.00	Great Chart with Singleton	30,842.00	12.59
2,000.00	Hastingleigh	2,250.00	19.18
11,741.00	High Halden	15,000.00	21.98
9,000.00	Hothfield	9,000.00	27.92
2,250.00	Kenardington	2,250.00	19.86
43,818.81	Kingsnorth	47,770.16	12.19
3,852.00	Little Chart	3,987.00	30.48
12,500.00	Mersham and Sevington	12,500.00	19.49
2,000.00	Molash	2,500.00	21.46
5,000.00	Newenden	5,000.00	45.91
12,500.00	Orlestone	12,500.00	21.99
24,947.00	Pluckley	24,700.00	49.93
18,767.00	Rolvenden	18,767.00	26.88
4,500.00	Ruckinge	5,000.00	14.94



Ashford Borough Council Tax 2009 - 10

2008/09 Precept		Parish	2009/2010 Precept		Band D Tax
£			£		£
11,190.00		Shadoxhurst	11,190.00		22.26
22,951.00		Smarden	23,600.00		37.62
4,964.00		Smeeth	7,000.00		17.79
13,500.00		Stanhope	13,500.00		16.00
3,500.00		Stone	4,000.00		18.73
173,392.00		Tenterden (TC)	179,985.00		48.46
2,700.00		Warehorne	2,800.00		15.80
7,833.00		Westwell	10,706.00		32.42
15,500.00		Wittersham	16,275.00		29.20
13,497.00		Woodchurch	20,000.00		23.08
40,736.00		Wye with Hinxhill	40,453.00		40.24

Tenterden Town Council

2008/09			2009/10	
Gross Cost £	Net Cost £		Gross Cost £	Net Cost £
224,711	183,411	Gross / Net Expenditure	232,545	190,235
-10,019	-10,019	Less Concurrent Grant from Ashford Borough Council	-10,250	-10,250
214,692	173,392	Gross / Net Expenditure	222,295	179,985

To find out more about Tenterden Town Council:

Town Clerk: Mrs H. Deackes
Tenterden Town Council, Town Hall
Tenterden
Kent
TN30 6AN

Telephone: 01580 762 271



Ashford Borough Council Tax 2009 - 10

Efficiency savings

Becoming more efficient

In 2008-09, Ashford Borough Council has worked with neighbouring councils and Kent County Council to deliver important efficiency projects, which have enabled improvements in service delivery.

All councils are required to measure and report the value of efficiency savings they have achieved since April 2008. An efficiency saving occurs when the cost of an activity falls, but its effectiveness is not reduced. The table below shows the value of efficiency savings achieved by the end of March 2009:

	Forecast cumulative* efficiency savings for 2008-09	Forecast cumulative* efficiency savings for 2008-09 as a percentage of baseline expenditure
Ashford Borough Council	£2,133,000.00	7.1%
Kent County Council	£30,732,000.00	4.0%
Kent Fire and Rescue Service	£935,000.00	1.3%

* (since April 2004)

The aggregate of forecast cumulative* efficiency savings for 2008-09 per band D property is £107.34

The table below shows the forecast efficiency savings to be achieved by March 2010 for the average Band D dwelling and compares it with the average figure for other authorities in Kent.

	Saving per Band D dwelling	National average for similar authorities
Ashford Borough Council	£48.00	£22.00
Kent County Council	£58.00	£53.00
Kent Fire and Rescue Service	£2.00	£2.00



Ashford Borough Council Tax 2009 - 10

Your questions answered

How can I pay?

Different ways to pay your council tax are detailed on the back of your bill. To pay by Direct Debit and spread the cost over 10 monthly instalments, complete the form on the back of your bill or call Customer Services.

To find out if you're eligible for a discount or exemption (eg students, disabled people) go to www.ashford.gov.uk/counciltax or call us.

To contact us about your council tax, please have your account number ready and call:
Customer Services
on 01233 331 111.

What happens if I don't pay my bill/pay on time?

It is a criminal offence not to pay council tax and unpaid bills will be subject to recovery procedures which may result in fines, a criminal record and even prison. Payments are due on the 1st of each month. Late payment will be treated as non-payment.

What if I need help paying?

If you think you won't be able to meet payments on time or can't pay your bill, please get in touch with our Customer Services team straight away and they will work with you to find a solution.

What if I move house or my circumstances change?

If any of your circumstances change you must notify us immediately.

What if my bill is incorrect?

If you think your property has been banded incorrectly you must contact the Valuation Office and not the council by writing to:

Listing Officer, Palting House, Trinity Road, Folkestone, CT20 2TP

It is important that you continue to make payments until any dispute is resolved or a revised bill is issued.



Ashford Borough Council Tax 2009 - 10

Contact us

If you have any queries about your council tax or if you're having trouble paying, you can contact our Revenues Service Team by email at revenues@ashford.gov.uk.

Alternatively, call Customer Services on 01233 331 111 or visit the Civic Centre in Ashford or the Tenterden Gateway.

Telephone	01233 331 111
Lines open:	8.30am – 5.30pm Monday to Thursday 8.30am – 5pm Friday
24 hour Payment Line	01233 330 625
Typetalk	01233 330 744
Email	customer.care@ashford.gov.uk
Website	www.ashford.gov.uk

Civic Centre

Tannery Lane, Ashford, TN23 1PL

Opening Hours: 9am – 5pm Monday to Thursday
9am – 4.30pm Friday

Tenterden Gateway

2 Manor Row, Tenterden, TN30 6HP



Opening Hours: 9am – 5.30pm Monday to Friday
9am – 4pm Saturday



Your Council Tax 2009/10

Which authority provides local services?

The table below highlights the key services provided by authorities.

	 ASHFORD BOROUGH COUNCIL		 Kent & Medway Fire & Rescue Authority	Town or parish council
<ul style="list-style-type: none"> • Children and Families, including Education • Adult Social Services • Highways and Public Transport • Libraries • Youth Services • Waste Disposal • Trading Standards 	<ul style="list-style-type: none"> • Community and housing • Refuse collection and recycling • Environmental services and licensing • Council Tax collection & Housing Benefits • Leisure services • Street cleaning and parking • Planning services 	<ul style="list-style-type: none"> • Holding Kent Police to account • Setting the budget for Kent Police, including council tax • Setting Kent Police challenging targets to drive performance higher • Appoint the Chief Constable • Consult with local people to find out what they want from policing • Continuously monitoring force performance against targets • Oversees police complaints and discipline procedures 	<ul style="list-style-type: none"> • Responding to fires and other emergencies • Rescuing people from road traffic collisions • Promoting road safety • Educating people about fire safety • Completing free home safety visits • Ensuring businesses are protected from fire 	<ul style="list-style-type: none"> • Maintaining local assets including allotments, common lands, burial grounds, play areas, tennis courts, litter bins, seats and ponds. • Town and parish councils are consulted on all planning applications affecting their areas.

Further information

If you would like a large print or different language version of this leaflet, please contact: Customer Services, Ashford Borough Council on 01233 331 111 or email customer.care@ashford.gov.uk

