



# Victoria Park Sketchbook

NAME



# About Victoria Park

Victoria Park and Watercress Fields is Ashford's largest park, there is a wealth of history, exciting play spaces, interesting ecology, and quiet spaces to relax.

Ashford

Please visit the Victoria Park Project website to download or print this sketchbook.  
[www.victoriaparkashford.co.uk](http://www.victoriaparkashford.co.uk)



Victoria  
Park  
Jemmett Rd  
Ashford  
TN23 4QD



Becky Vincer [www.beckyvincer.art](http://www.beckyvincer.art) @beckyvincerartist





# Victoria Park

## Your Victoria Park Sketchbook

was co-designed by artist Becky Vincer with KS2 children from Ashford Oaks, Beaver Green, John Wesley and St Simon's primary schools in Ashford, Kent.

They experimented with art materials, played games and visited the park to invent and test the activities in this sketchbook.

You are invited to take your sketchbook to the park, along with some simple art materials, and find new ways of looking, making and enjoying Victoria Park and Watercress Fields.



“Do not worry about making perfect pictures.

You and your sketchbook are supposed to get a bit muddy and damp.


Just have fun and see where your creativity takes you today!”

-Becky Vincer, Artist

Artwork by: Freya & Teddie, St Simons. Suhan, Beaver Green. Esme & Oliver, John Wesley. Photos by: Bethany Chater & Becky Vincer.



Photo Gallery: Pupils from Ashford Oaks, Beaver Green, John Wesley and





St Simons School creating the activities in this book.




Photos by: Bethany Chater & Becky Vincer.  
Backgrounds by: Teigan, Beaver Green. Archie. St Simons.




Things you will need

Essentials



Drawing pencil




Colouring pencils



Glue stick



Extra things that are nice to have...




Scissors

Ink pad



Watercolours & paint palette



Water pot



Paint brush



Sticky tape



## Be Kind & Take Care

We have put together a list of some of our favourite art materials, but you can use anything you already have.

It can also be fun to use natural materials that you find in the park, such as leaves, mud and sticks.


Please make sure you look after yourself and the park by:

- Being kind and respectful to other park users, including the wildlife
- Leaving no lasting marks for example on trees, buildings, and pathways
- Using fallen leaves, acorns, sticks and other natural materials
- Leaving flowers and plants to grow so other people can enjoy them
- Never taking risks that could harm you, the wildlife, trees or plants
- Washing your hands after touching things in the park
- Putting your litter in the bin

**Clean Up Kit**  
Kitchen roll  
Hand sanitiser  
Wet wipes



Shoes you  
can get  
muddy!



Use things you find  
in the park!



Artwork by: Riley, Azmi, Tommy, Damon & Violet, Beaver Green.  
Kacper, Robyn, Freya, Jayden & Evie, St Simons. Phoebe, Faye & Oscar,  
Ashford Oaks. Lola, John Wesley.





Activity by: Dylan, Annabelle & Abigail, John Wesley.  
Artwork by: Isabella & Harry, John Wesley. Ella, St Simons.







GRASS

**Stick Grass Here**  
Make it into something

Activity by: Persephone & Dominic, Beaver Green.  
Artwork by: Jessie & Lacey, Ashford Oaks.





## Make some music

1. Write a rap or song about the park
2. Find things you can make sounds with
3. Perform your words and sounds together

Activity by: Noah & Crystal, Beaver Green.

Artwork by: Layla, Ashford Oaks. Log slice, gift from a John Wesley pupil.







Rub this page on things that smell good



Activity by: Perrie & Lola, John Wesley. Laylar & Faith, Beaver Green.  
Artwork by: Chloe, Beaver Green. Anusha, Ashford Oaks.







## Move your body!

Bounce like a rabbit

Fly like a bird

Run like a dog

Peck like the crows

Hop like a grasshopper



Do your best dance on  
this page and get muddy  
footprints all over it!

Activities by: Tommy & Aarav, John Wesley. Jessica, Ruby, Lily, Sianelle,  
Millie & Isla-Rae, Ashford Oaks. Artwork by: Layla, Beaver Green.







## Make marks with mud

You could use:

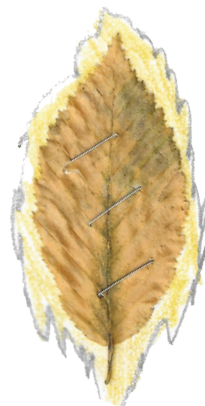
Sticks

Leaves

Hands

Elbows


Something else!



Activity by: Olivia & Iasmina, Beaver Green. Tilly, John Wesley.  
Artwork by: Phoebe, John Wesley. Daisy, St Simons.







Activity by: Dylan, Edith, Jayden & Matthew, John Wesley.  
Vergil, Beaver Green. Anusha, Emily, Maja & Kai, Ashford Oaks.  
Artwork by: Anusha & Zach, Ashford Oaks. Amelia, St Simons.











**Rip out this page...**

**Use it to make a mask of something you would find in the park**



Activity by: John Wesley and Ashford Oaks.

Artwork by: Ruby, Ezina & William, Ashford Oaks. Tegan, John Wesley.












**Tear out this page  
and make a 3D flower**

**Activity by: Jennie, John Wesley.**









Use this page to



Find a puddle in the park  
to see if it floats

Activity by: St Simons, Ashford Oaks & John Wesley.  
Artwork by: Annabelle, John Wesley.





Artwork: King's sketchbook after it fell into the fountain, St Simons.







F  
o  
l  
d  
  
t  
h  
i  
s  
  
p  
a  
g  
e  
  
i  
n  
t  
o  
  
a  
n  
  
e  
n  
v  
e  
l  
o  
p  
e

Activity by: Olivia, Ashford Oaks.  
Artwork by: Chimmy, St Simons. Abdoul, Ashford Oaks.







Artwork by: Kai, Ashford Oaks. Hollie, Beaver Green.







# ACORN Slide



Make

a

slide

for

acorns



with

this

page



Activity by: Freddey, Ashford Oaks. Maddie, St Simons.  
Artwork by: Joey, John Wesley. Aleeza, Beaver Green.







go to  
the park  
when it  
rains  
and draw!



Artwork by: Abhaya, St Simons. Rubie, Beaver Green.






Cut out your own butterfly wings and tape them to a stick



Activity by: Violet, Beaver Green. Lilly, Ashford Oaks.  
Artwork by: Willow, Ashford Oaks. Becky Vincer, Artist.









**Design a new fountain for the park**




Activity by: Kacper, Maddie & Estelle, St Simons. Perrie, Declan, & Aiden, John Wesley. Rubie, Beaver Green. Artwork by: Aiden & Tegan, John Wesley. Jessica, Ashford Oaks. Charlie, Hanoc & Ruth, St Simons.






COLLECT



Did you know?  
There's a community  
orchard in Watercress  
Fields at Victoria Park.



Artwork by: Aarav, John Wesley. Alex & Isla-Rae, Ashford Oaks.  
Aleeza & Amy, Beaver Green. Oscar & Brayden, St Simons.





Find fruit and

**DRAW**

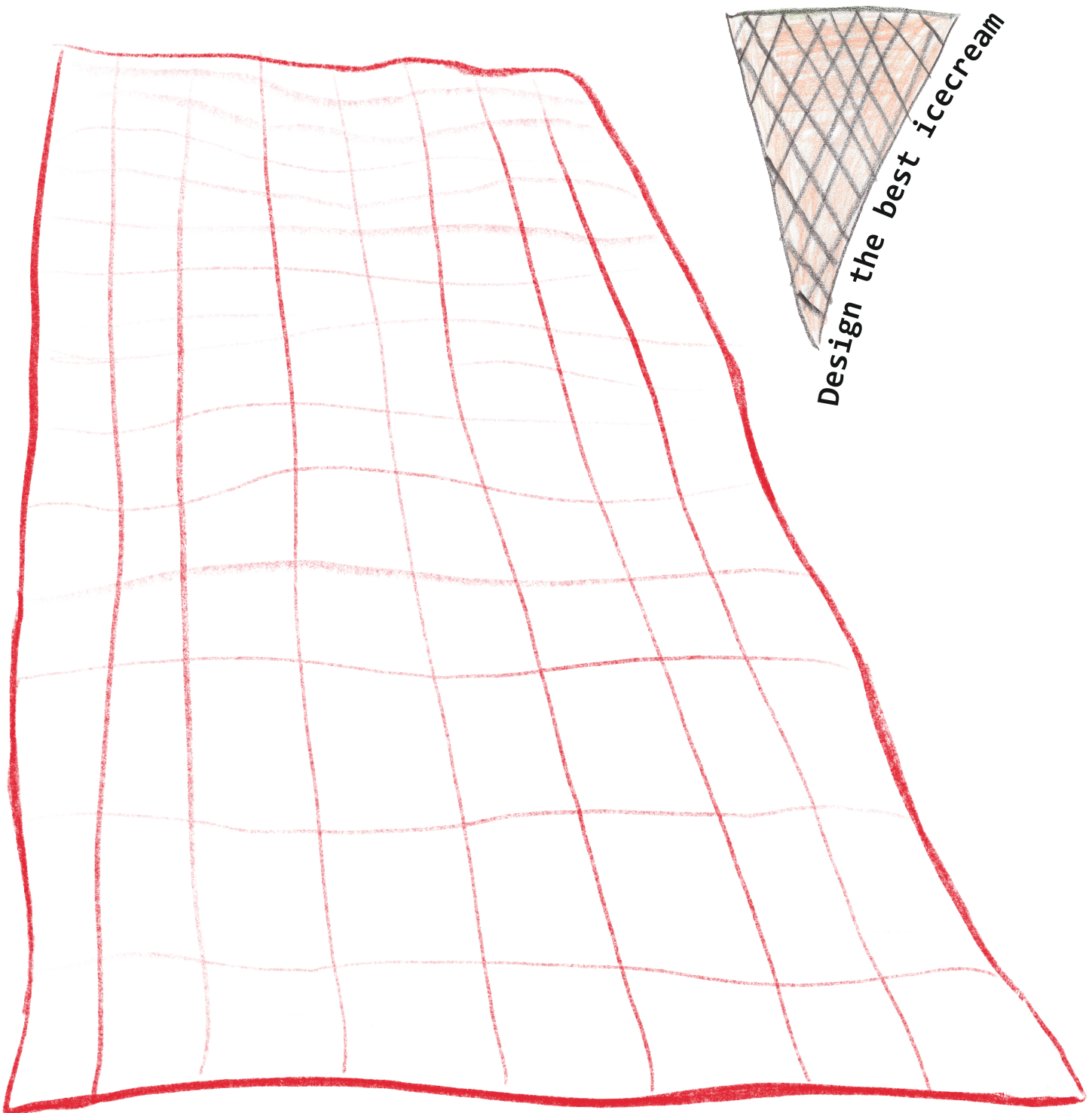
Activity by: Delight & Kavithan, St Simons. Aiden & Bridie, John Wesley.  
Sophia, Ashford Oaks. Damon & Laylar, Beaver Green.  
Artwork by: Harry, John Wesley.







Fill this blanket with a picnic



Activities by: Ellie-Mai & Jessica, Ashford Oaks.  
Artwork by: Ellie-Mai, Ashford Oaks. Becky Vincer, Artist.







Take  
**RUBBING'S**  
of leaves, signs and objects  
Try using a wax crayon, soft  
pastel, oil pastel or  
charcoal stick.



**Look!**

Many benches at  
Victoria Park have  
numbers or writing  
on them that you  
could use


Activity by: Emre, Beaver Green. Joey, John Wesley. Bernice, St Simons.  
Artwork by: Saraghang, St Simons. Aiden, John Wesley.







**Collect leaves in  
different shapes & sizes**  
Trace or stick them on this page



Activity by: Jaxon, Tegan, James, Perrie, Willow & Samirah, John Wesley.  
Lenny & Freddey, Ashford Oaks. Taya & Lucy. Beaver Green.  
Artwork by: Willow, John Wesley.







**Use leaves to  
create a collage**

Activity by: Annabel, Jaxon & Tilly, John Wesley.  
Emily, Beaver Green. Maja, Zach & Sharine, Ashford Oaks.  
Artwork by: Maja & Olivia, Ashford Oaks. Emily, Beaver Green.








Make a picture of a kingfisher, water vole  
and a white-clawed crayfish.







**Did  
you know?**  
The Great River  
Stour runs along the  
edge of Victoria Park.  
It is an ideal habitat for  
kingfishers, water voles and  
white-clawed crayfish.

Activity by: Henry & Alex, St Simons. Dominic & Oscar, Beaver Green.  
Artwork by: Dan & Sumina, St Simons. Dominic, Vergil, Violet, Beaver Green.







Use this page to do your own thing..


Create



Activity by: Persephone, Beaver Green.  
Artwork by: Ailee, Ashford Oaks. Nathan, St Simons. Kaia, John Wesley.









EXPLORE ideas for your next SKETCHBOOK

Artwork by: Poppy, John Wesley. Lily, St Simons. Charlie, Ashford Oaks.







“All artists should be having fun”  
- Sumina, St Simons Primary School

### Victoria Park Sketchbook

A colourful sketchbook full of creative activities to do at the park.

Designed by children from Ashford Oaks, Beaver Green, John Wesley and St Simon’s primary schools in Ashford with artist Becky Vincer.

Part of The Victoria Park and Watercress Fields Project, restoring and conserving Ashford’s largest and most central park.

“We have learnt to make art out of our surroundings” -  
Beaver Green Primary School



Becky Vincer [www.beckyvincer.art](http://www.beckyvincer.art) @beckyvincerartist