

The background features a large, abstract splash of yellow and red paint. The yellow is on the left and top, while the red is on the right and bottom, with some overlap. The text is centered over the yellow area.

Victoria Park Sketchbook

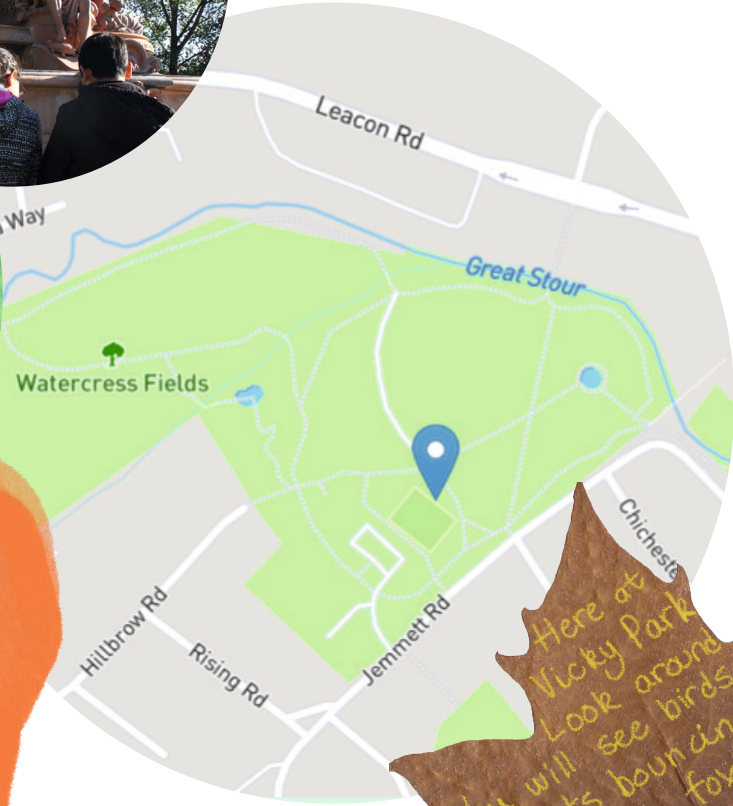
NAME

About Victoria Park


Victoria Park and Watercress Fields is Ashford's largest park, there is a wealth of history, exciting play spaces, interesting ecology, and quiet spaces to relax.



Please visit the Victoria Park Project website to download or print this sketchbook.
www.victoriaparkashford.co.uk



Victoria
Park
Jemmett Rd
Ashford
TN23 4QD



Victoria Park

Your Victoria Park Sketchbook

was co-designed by artist Becky Vincer with KS2 children from Ashford Oaks, Beaver Green, John Wesley and St Simon's primary schools in Ashford, Kent.

They experimented with art materials, played games and visited the park to invent and test the activities in this sketchbook.

You are invited to take your sketchbook to the park, along with some simple art materials, and find new ways of looking, making and enjoying Victoria Park and Watercress Fields.




“Do not worry about making perfect pictures.

You and your sketchbook are supposed to get a bit muddy and damp.

Just have fun and see where your creativity takes you today!”

-Becky Vincer, Artist

Photo Gallery: Pupils from Ashford Oaks, Beaver Green, John Wesley and




St Simons School creating the activities in this book.



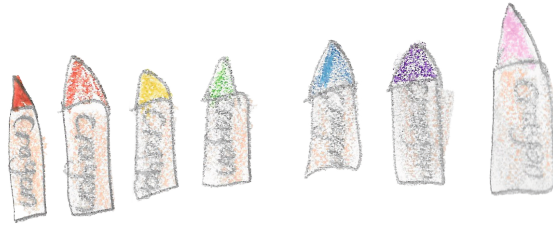
Photos by: Bethany Chater & Becky Vincer.
Backgrounds by: Teigan, Beaver Green. Archie. St Simons.

Things you will need

Essentials



Drawing pencil



Colouring pencils



Glue stick




Extra things that are nice to have...





Scissors

Watercolours & paint palette



Ink pad



Water pot



Paint brush



Sticky tape

Be Kind & Take Care

We have put together a list of some of our favourite art materials, but you can use anything you already have.


It can also be fun to use natural materials that you find in the park, such as leaves, mud and sticks.

Please make sure you look after yourself and the park by:

- Being kind and respectful to other park users, including the wildlife
- Leaving no lasting marks for example on trees, buildings, and pathways
- Using fallen leaves, acorns, sticks and other natural materials
- Leaving flowers and plants to grow so other people can enjoy them
- Never taking risks that could harm you, the wildlife, trees or plants
- Washing your hands after touching things in the park
- Putting your litter in the bin



Clean Up Kit
Kitchen roll
Hand sanitiser
Wet wipes



Shoes you
can get
muddy!



Use things you find
in the park!

Artwork by: Riley, Azmi, Tommy, Damon & Violet, Beaver Green.
Kacper, Robyn, Freya, Jayden & Evie, St Simons. Phoebe, Faye & Oscar,
Ashford Oaks. Lola, John Wesley.



Activity by: Dylan, Annabelle & Abigail, John Wesley.
Artwork by: Isabella & Harry, John Wesley. Ella, St Simons.

Stick Grass Here
Make it into something

Activity by: Persephone & Dominic, Beaver Green.
Artwork by: Jessie & Lacey, Ashford Oaks.



Make some music

1. Write a rap or song about the park
2. Find things you can make sounds with
3. Perform your words and sounds together

Activity by: Noah & Crystal, Beaver Green.

Artwork by: Layla, Ashford Oaks. Log slice, gift from a John Wesley pupil.

Rub this page on things that smell good



Activity by: Perrie & Lola, John Wesley. Laylar & Faith, Beaver Green.
Artwork by: Chloe, Beaver Green. Anusha, Ashford Oaks.

Move your body!

Bounce like a rabbit

Fly like a bird

Run like a dog

Peck like the crows

Hop like a grasshopper



Do your best dance on
this page and get muddy
footprints all over it!

Make marks with mud

You could use:

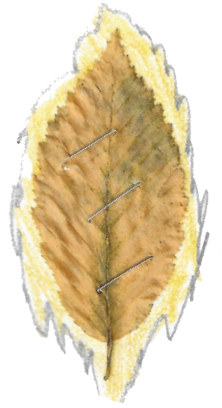
Sticks

Leaves


Hands

Elbows

Something else!




Activity by: Olivia & Iasmina, Beaver Green. Tilly, John Wesley.
Artwork by: Phoebe, John Wesley. Daisy, St Simons.



Activity by: Dylan, Edith, Jayden & Matthew, John Wesley.
Vergil, Beaver Green. Anusha, Emily, Maja & Kai, Ashford Oaks.
Artwork by: Anusha & Zach, Ashford Oaks. Amelia, St Simons.


Rip out this page...

Use it to make a mask of something you would find in the park



Activity by: John Wesley and Ashford Oaks.


Artwork by: Ruby, Ezina & William, Ashford Oaks. Tegan, John Wesley.



**Tear out this page
and make a 3D flower**

Activity by: Jennie, John Wesley.

Use this page to



Find a puddle in the park
to see if it floats

Artwork: King's sketchbook after it fell into the fountain, St Simons.



F
o
l
d

t
h
i
s

p
a
g
e

i
n
t
o

a
n


e
n
v
e
l
o
p
e

Activity by: Olivia, Ashford Oaks.
Artwork by: Chimmy, St Simons. Abdoul, Ashford Oaks.



Artwork by: Kai, Ashford Oaks. Hollie, Beaver Green.

ACORN Slide



Make

a

slide

for

acorns



with

this

page





Artwork by: Abhaya, St Simons. Rubie, Beaver Green.

Cut out your own butterfly wings and tape them to a stick





Activity by: Violet, Beaver Green. Lilly, Ashford Oaks.
Artwork by: Willow, Ashford Oaks. Becky Vincer, Artist.

**Design a new
fountain for the park**




Activity by: Kacper, Maddie & Estelle, St Simons. Perrie, Declan, & Aiden, John Wesley. Rubie, Beaver Green. Artwork by: Aiden & Tegan, John Wesley. Jessica, Ashford Oaks. Charlie, Hanoc & Ruth, St Simons.

COLLECT



Did you know?
There's a community
orchard in Watercress
Fields at Victoria Park.



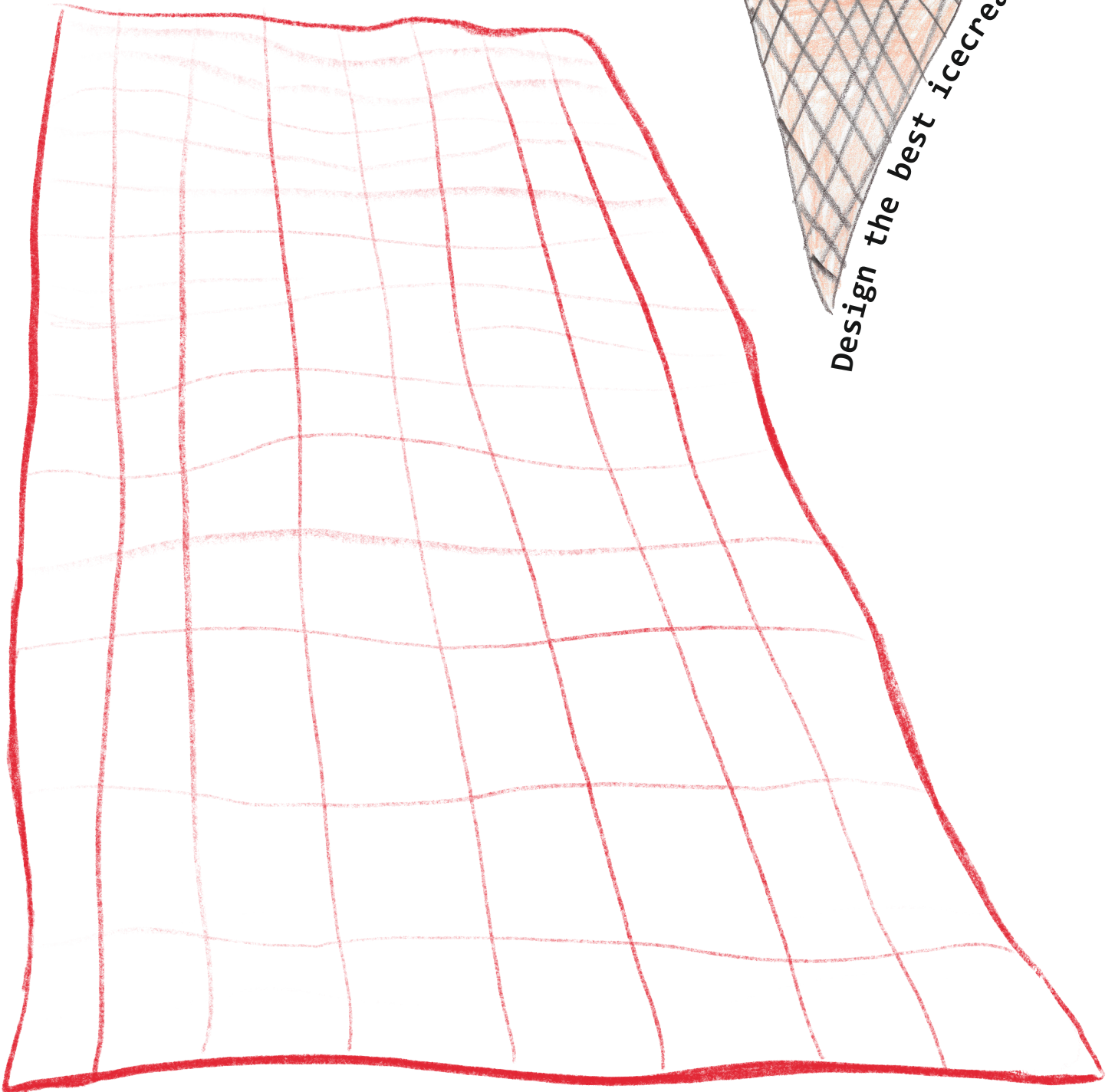
Artwork by: Aarav, John Wesley. Alex & Isla-Rae, Ashford Oaks.
Aleeza & Amy, Beaver Green. Oscar & Brayden, St Simons.

Find fruit and



Activity by: Delight & Kavithan, St Simons. Aiden & Bridie, John Wesley.
Sophia, Ashford Oaks. Damon & Laylar, Beaver Green.
Artwork by: Harry, John Wesley.

Fill this blanket with a picnic



Design the best icecream

Activities by: Ellie-Mai & Jessica, Ashford Oaks.
Artwork by: Ellie-Mai, Ashford Oaks. Becky Vincer, Artist.



Take
RUBBING'S
of leaves, signs and objects
Try using a wax crayon, soft
pastel, oil pastel or
charcoal stick.



Look!

Many benches at
Victoria Park have
numbers or writing
on them that you
could use

**Collect leaves in
different shapes & sizes**
Trace or stick them on this page



Activity by: Jaxon, Tegan, James, Perrie, Willow & Samirah, John Wesley.
Lenny & Freddey, Ashford Oaks. Taya & Lucy. Beaver Green.
Artwork by: Willow, John Wesley.

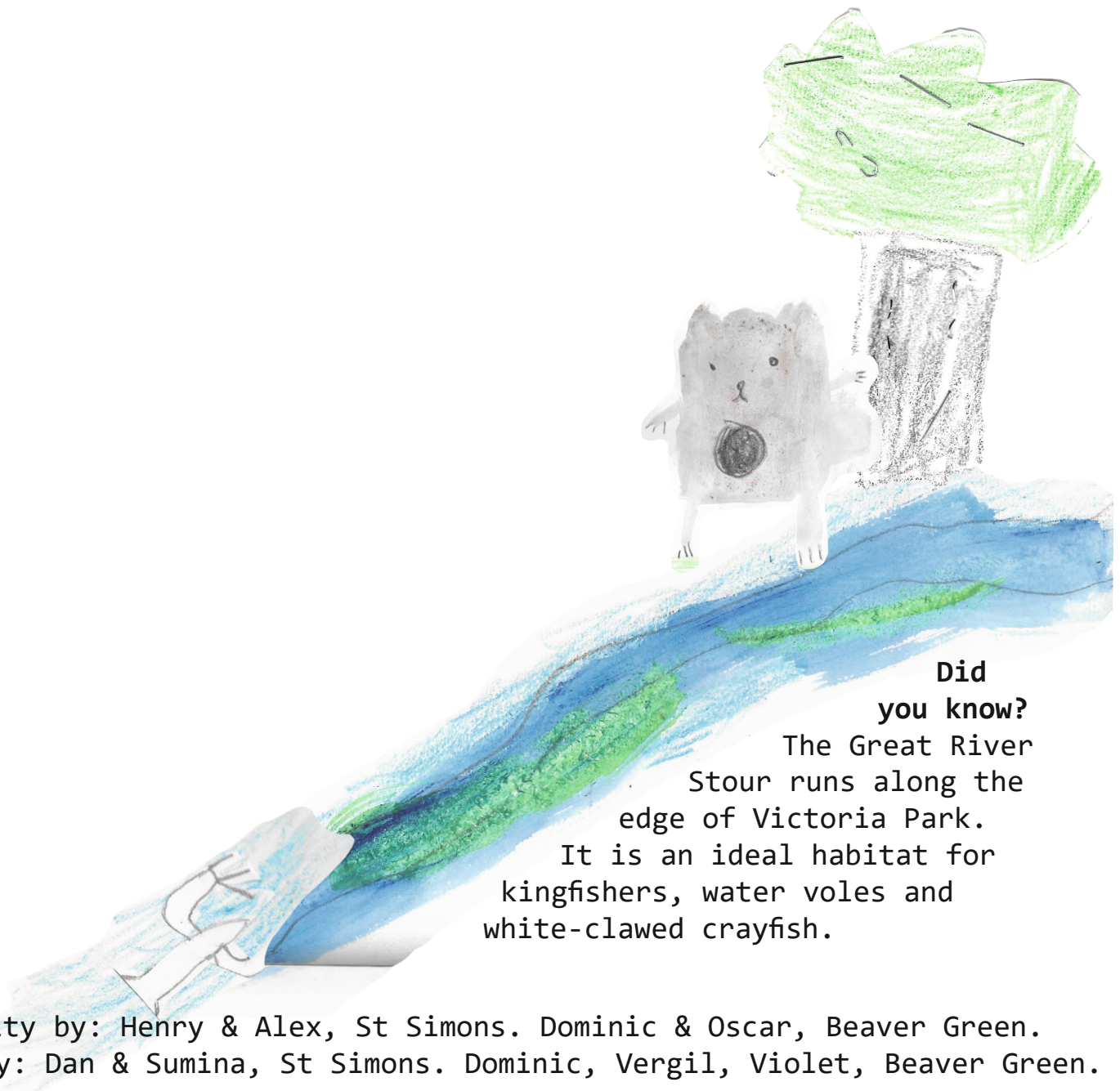


**Use leaves to
create a collage**

Activity by: Annabel, Jaxon & Tilly, John Wesley.
Emily, Beaver Green. Maja, Zach & Sharine, Ashford Oaks.
Artwork by: Maja & Olivia, Ashford Oaks. Emily, Beaver Green.


Make a picture of a kingfisher, water vole and a white-clawed crayfish.






**Did
you know?**
The Great River
Stour runs along the
edge of Victoria Park.
It is an ideal habitat for
kingfishers, water voles and
white-clawed crayfish.

Activity by: Henry & Alex, St Simons. Dominic & Oscar, Beaver Green.
Artwork by: Dan & Sumina, St Simons. Dominic, Vergil, Violet, Beaver Green.



Use this page to do your own thing...



Activity by: Persephone, Beaver Green.
Artwork by: Ailee, Ashford Oaks. Nathan, St Simons. Kaia, John Wesley.

EXPLORE

SKETCHBOOK

A
big thank
you and well done
to everyone who helped
create the Victoria
Park Sketchbook



Artwork by: Damon, Salina & Sadie, Beaver Green. Herby, John Wesley.

“All artists should be having fun”
- Sumina, St Simons Primary School

Victoria Park Sketchbook

A colourful sketchbook full of creative activities to do at the park.

Designed by children from Ashford Oaks, Beaver Green, John Wesley and St Simon’s primary schools in Ashford with artist Becky Vincer.

Part of The Victoria Park and Watercress Fields Project, restoring and conserving Ashford’s largest and most central park.

“We have learnt to make art out of our surroundings” - Beaver Green Primary School

